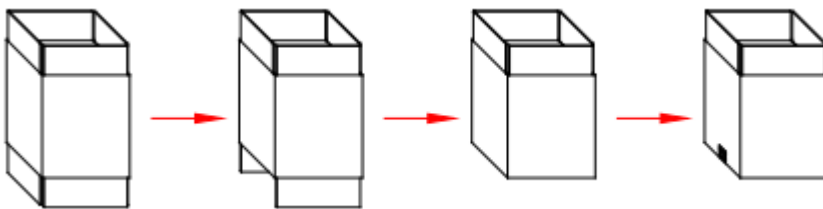


NAIL TYPE CASE ERECTOR

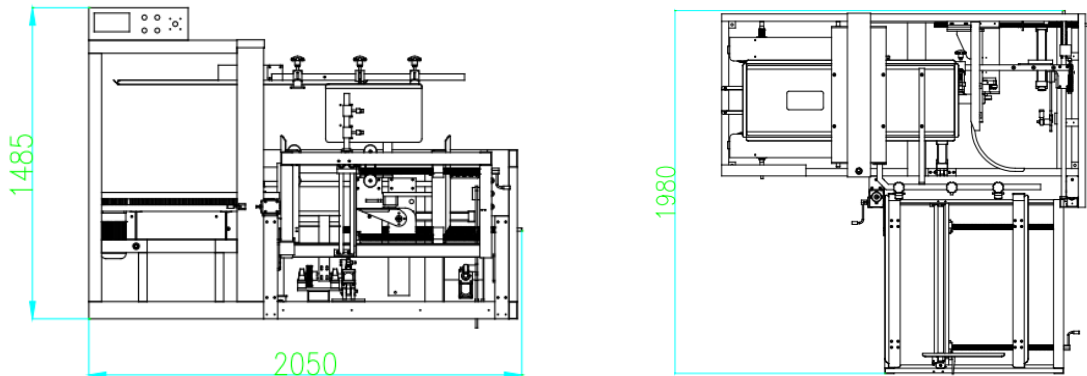


Nail type case erector using cylinder forming mechanism, the speed depends on the carton size and nail times, high degree of automation, can cooperate with the production line or separate operation, suitable for mass packaging needs

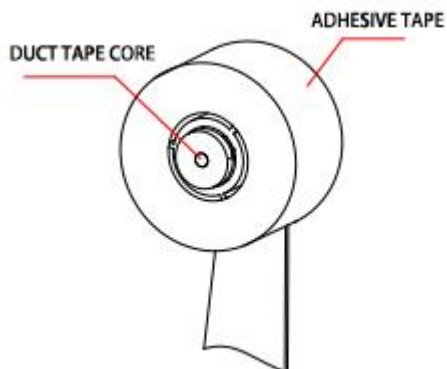


Suction box stand box Front and back paper covers Around the paper cover Bottom of the tape is sealed

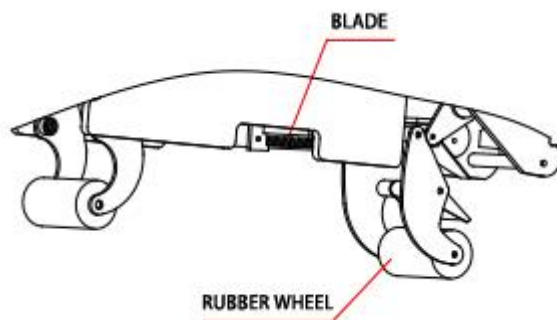
Space required for machine installation



Space distance of at least 800mm shall be reserved around the machine, and 800mm shall be increased for the part of feeding the carton according to the width spacing of the carton. For the personnel to operate the machine, adjust, clean and other work.



Adjust the position of the tape



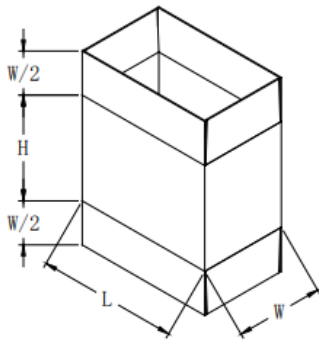
The tape cuts constantly

- (1). The blade is too high to scrape the box
- (2). If the blade is too low, the tape may be cut continuously
- (3). If the cutter force is too small, adjust the tension spring force of the cutter holder

The tape won't press through, ie the box is not firmly pressed.

- (1). The tape quality is not good or the one-way rubber wheel is bad
- (2). Tape wrinkle: Adjust the front rubber wheel spring strength
- (3). After the rubber head is uneven: adjust the pressure rub belt cylinder throttle valve to speed it up

Replacing a carton



Adjust the machine to adapt to the new carton opening to meet the production requirements

